


2-1 The Large Kansai Economy

- Kansai has a huge market with a population of approximately 21million and a GDP of approximately \$837billion.

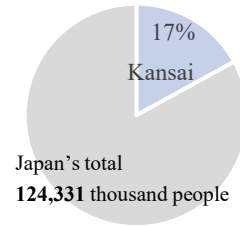
Comparison of population with major urban areas of the world




※Figures for major world cities other than Kansai include the population of surrounding cities.

(Source)
 Kansai: "Population based on the Basic Resident Register (as of January 1, 2025)". Calculated from the Ministry of Internal Affairs and Communications
 World: "Demographia World Urban Areas 19th Annual Edition : 202308", Demographia

Kansai's population as a percentage of Japan's total

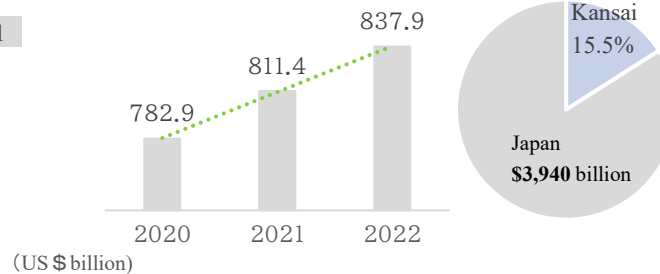


GDP comparison with countries around the world

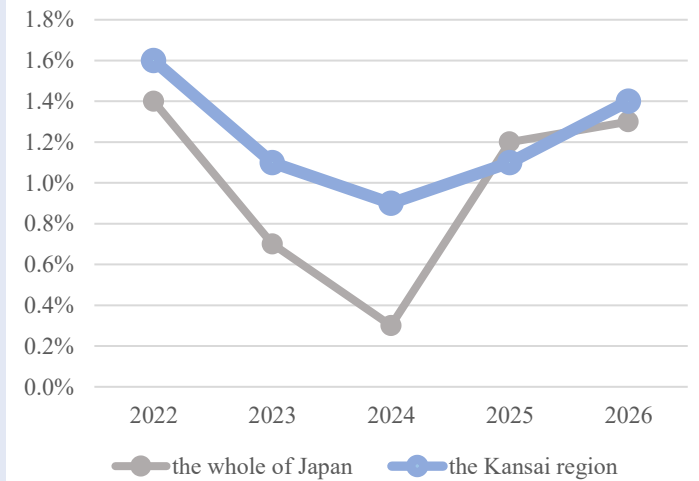


(Source)
 Kansai: "Report on Prefectural Accounts (FY2022)", Cabinet Office
 Calculated from the gross prefectural domestic product (nominal) (conversion rate: ¥ 114.7 per USD)
 World: "World Economic Outlook Database, April 2022" (2021), IMF

Kansai's GDP Trends and Kansai's Share of National GDP



Higher real economic growth rate than that of Japan as a whole



*2022-2024 : result forecast, 2025-2026 : predicted value
 *Except for Fukui prefecture

(Source) Asia Pacific Institute of Research
 "Kansai and the Asia Pacific Economic Outlook"(2025)

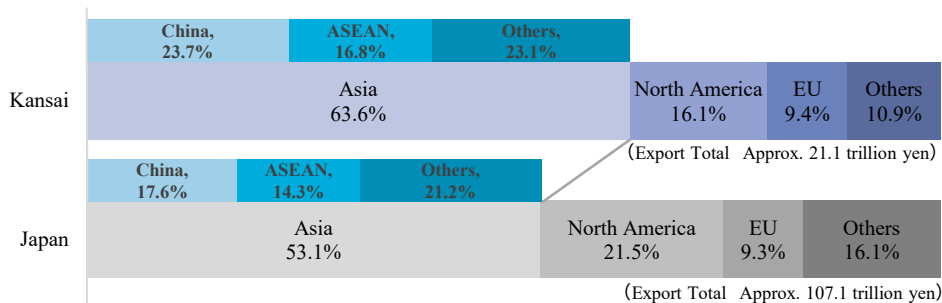
Kansai's real economic growth rate has outpaced that of Japan as a whole.

In particular, since 2025, real growth has been driven by increases in private consumption and inbound tourism spending, spurred by Expo 2025 Osaka, Kansai, Japan.

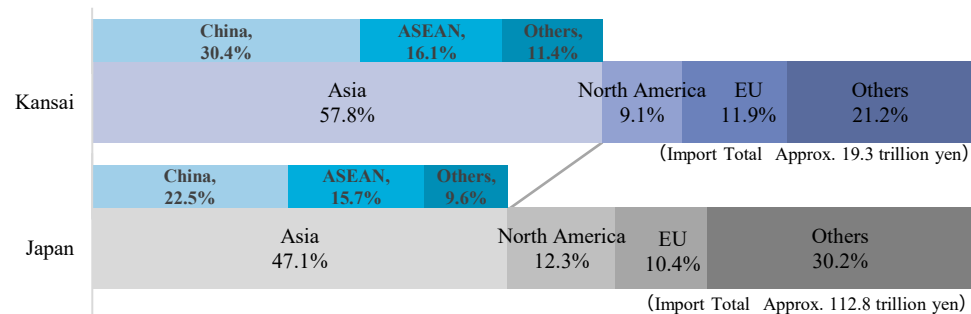
2-2 Trade Value by Region and Product

- With a higher share of trade with Asia than the rest of Japan, Kansai has become a preferred location for foreign companies establishing an Asian base.
- Electric appliances, machinery and chemical products constitute a high percentage of exports from Kansai because many global manufacturers in the fields of machinery (home appliances, motors, construction/agricultural machinery, etc.) and chemical products (medical products, plastics, etc.) are located in the region.

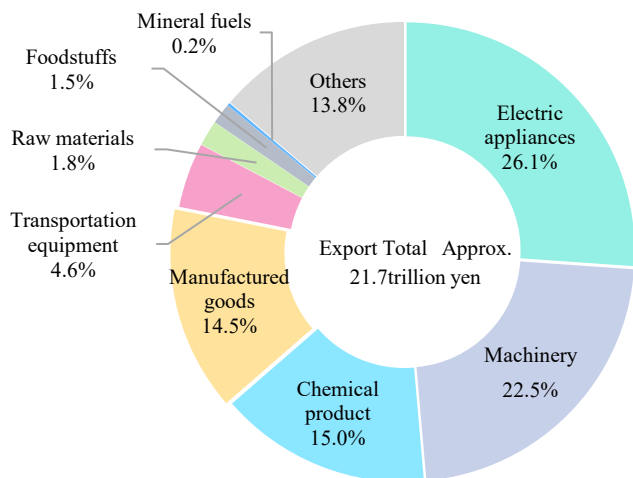
Comparison of Exports by Region (2024)



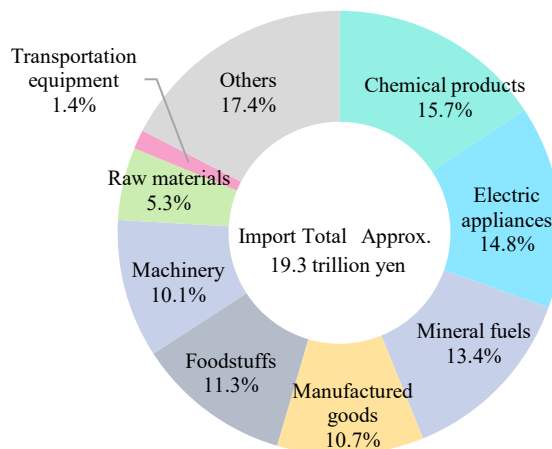
Comparison of Imports by Region (2024)



Value of Exports from Kansai by Commodity (2024)



Value of Imports to Kansai by Commodity (2024)



(Sources)
 "Trade Statistics FY2024 (reconfirmed Report)", Ministry of Finance Trade Statistics
 "Trade Statistics Kinki Area Appendix" (2024) (reconfirmed report), Osaka Customs
 "Tsuruga Customs Branch Jurisdiction (Fukui Prefecture) Appendix" (2024)